

Annexure A

DETERMINATION OF DEVELOPMENT APPLICATION BY GRANT OF CONSENT

Development Application No: DA13/2023/1

Development: demolition of a former service station, site remediation and construction of new three storey shop top housing development comprising ground level retail tenancy, two residential units, at grade parking and associated landscaping.

Site: Lot 1 in DP 213834 known as 77 - 79 New South Head Road, Vaucluse

The above development application has been determined by the granting of consent subject to the conditions specified in this consent.

Date of determination: 04 July 2024

Date from which consent takes effect: Date of determination.

TERMINOLOGY

In this consent:

- (a) Any reference to a Construction, Compliance, Occupation or Subdivision Certificate is a reference to such a certificate as defined in the *Environmental Planning and Assessment Act 1979*.
- (b) Any reference to the "applicant" means a reference to the applicant for development consent or any person who may be carrying out development from time to time pursuant to this consent.
- (c) Any reference to the "site", means the land known as Lot 1 in DP 213834 known as 77 - 79 New South Head Road, Vaucluse

The conditions of consent are as follows:

A. General Conditions

A.1 Conditions

Consent is granted subject to the following conditions imposed pursuant to section 4.16 of the *Environmental Planning and Assessment Act 1979* ("the Act"), the provisions of the *Environmental Planning and Assessment Regulation 2021* ("the Regulation") and the provisions of the *Environmental Planning and Assessment (Development Certification and Fire Safety) Regulation 2021* ("Development

Certification Regulation") such conditions being reasonable and relevant to the development as assessed pursuant to section 4.15 of the *Act*.

A.2 Definitions

Unless specified otherwise, words have the same meaning as defined by the *Act*, the *Regulation* and the *Interpretation Act 1987* as in force at the date of consent.

Applicant means the applicant for this consent.

Approved Plans mean the plans endorsed by Council referenced by this consent as amended by conditions of this consent.

AS or **AS/NZS** means Australian Standard® or Australian/New Zealand Standard®, respectively, published by Standards Australia International Limited.

BCA means the Building Code of Australia as published by the Australian Building Codes Board as in force at the date of issue of any Construction Certificate.

Council means Woollahra Municipal Council

Court means the Land and Environment Court

Local native plants means species of native plant endemic to Sydney's eastern suburbs (see the brochure titled "Local Native Plants for Sydney's Eastern Suburbs" published by the Southern Sydney Regional Organisation of Councils).

Stormwater drainage system means all works, facilities and documentation relating to:

- the collection of stormwater,
- the retention of stormwater,
- the reuse of stormwater,
- the detention of stormwater,
- the controlled release of stormwater; and
- connections to easements and public stormwater systems.

Owner means the owner of the *site* and successors in title to the *site*.

Owner-builder has the same meaning as in the *Home Building Act 1989*.

PC means the Principal Certifier under the *Act*.

Principal Contractor has the same meaning as in the *Act*, or where a Principal Contractor has not been appointed by the Owner of the land being developed Principal Contractor means the Owner of the land being developed.

Professional engineer has the same meaning as in the *BCA*.

Public place has the same meaning as in the *Local Government Act 1993*.

Road has the same meaning as in the *Roads Act 1993*.

SEE means the final version of the Statement of Environmental Effects lodged by the Applicant.

Woollahra LEP means *Woollahra Local Environmental Plan 2014*

Woollahra DCP means *Woollahra Development Control Plan 2015*

Work for the purposes of this consent means:

- the use of land in connection with development,
- the subdivision of land,
- the erection of a building,
- the carrying out of any work,
- the use of any site crane, machine, article, material, or thing,
- the storage of waste, materials, site crane, machine, article, material, or thing,
- the demolition of a building,
- the piling, piercing, cutting, boring, drilling, rock breaking, rock sawing or excavation of land,
- the delivery to or removal from the *site* of any machine, article, material, or thing, or
- the occupation of the *site* by any person unless authorised by an occupation certificate.

Note: Interpretation of conditions - Where there is any need to obtain an interpretation of the intent of any condition this must be done in writing to Council and confirmed in writing by Council.

A.3 Approved Plans and Supporting Documents

Those with the benefit of this consent must carry out all work and maintain the use and works in accordance with both the architectural plans to which is affixed a Council stamp “Approved” and supporting documents listed below as submitted by the Applicant unless modified by any following condition.

Where the plans relate to alterations or additions only those works shown in colour or highlighted are approved.

Reference	Version	Description	Author/Drawn	Date(s)
Architectural Plans				
A0000	CT06	Cover	ESS Lifestyle	30.05.24
A1001	CT02	Plan: Location	ESS Lifestyle	30.05.24
A1010	CT05	Plan: Site Analysis	ESS Lifestyle	30.05.24
A1050	CT02	Plan: Demolition	ESS Lifestyle	30.05.24
A2203	CT05	–PLAN: GROUND	ESS Lifestyle	30.05.24
A2204	CT05	PLAN: LEVEL 01	ESS Lifestyle	30.05.24
A2205	CT05	PLAN: LEVEL 02	ESS Lifestyle	30.05.24
A2206	CT06	PLAN: ROOF	ESS Lifestyle	30.05.24
A2401	CT05	AREAS : GFA + LANDSCAPE DEEP SOIL	ESS Lifestyle	30.05.24
A3101	CT05	ELEVATION: WEST (STREET)	ESS Lifestyle	30.05.24
A3102	CT05	ELEVATION: NORTH	ESS Lifestyle	30.05.24
A3103	CT05	ELEVATION: EAST	ESS Lifestyle	30.05.24
A3104	CT05	ELEVATION: SOUTH	ESS Lifestyle	30.05.24

A3201	CT06	SECTION: A	ESS Lifestyle	30.05.24
A3202	CT05	SECTION: B	ESS Lifestyle	30.05.24
A3203	CT04	SECTION: C	ESS Lifestyle	30.05.24
A3204	CT04	SECTION: D	ESS Lifestyle	30.05.24
A3205	CT05	SECTION: E	ESS Lifestyle	30.05.24
A8101	CT05	BUILDING HEIGHT PLANE	Ess Lifestyle	30.05.24
A8201	CT01	FINISHES BOARD	ESS Lifestyle	22.04.24
Landscape Plans				
LDA-00	B	Landscape Cover Sheet	Ground Ink	30.04.24
LDA-01	B	Ground Floor Landscape Plan	Ground Ink	30.04.24
LDA-02	B	Level 1 Landscape Plan	Ground Ink	30.04.24
LDA-03	B	Level 2 Landscape Plan	Ground Ink	30.04.24
LDA-04	B	Level 3 Landscape Plan	Ground Ink	30.04.24
LDA-05	B	Planting Palette	Ground Ink	30.04.24
LDA-06	B	Landscape Details	Ground Ink	30.04.24
Stormwater plans				
DA-SW201	1	Stormwater Concept Design - Ground Floor Plan	JCO Consultants	14.06.2024
DA-SW202	1	Stormwater Concept Design - Level 1 Plan	JCO Consultants	14.06.2024
Reports, plans and documents relied on				
Sheet A1	2	Survey of physical features and levels	Survcorp	04.03.24
1356995M_2		BASIX Certificate	Taylor Smith Consulting	07.06.2024
GF1941-A		Geotechnical Comments on Acid Sulfate Soil Assessment	Geofirst Pty Ltd (Author: Long Tsang)	06.11.23
Project No. SES_591	A	Remedial Action Plan (RAP)	Sullivan Environmental Sciences	24.05.24
Project No. SES_591		Letter from Adam Sullivan of Sullivan Environmental Sciences re supplementary sampling for in situ tanks	Sullivan Environmental Sciences	20.05.24
No. 6369		Tree Identification Survey	RVS	03/04/2022
	3	Arboricultural Impact Assessment Report	Earthscape Horticultural Services (Andrew Morton)	03 June 2024
		Operational Waste Management Plan	Tandem Solutions	December 2022
		Demolition and Construction Waste Management Plan	Tandem Solutions	December 2022

Note: Warning to Accredited Certifiers – You should always insist on sighting the original Council stamped approved plans. You should not rely solely upon the plan reference numbers in this condition. Should the Applicant not be able to provide you with the original copy Council will provide you with access to its files so you may review our original copy of the approved plan.

Note: These plans and supporting documentation may be subject to conditions imposed under section 4.17(1)(g) of the *Act* modifying or amending the development (refer to conditions which must be satisfied prior to the issue of any *Construction Certificate*.)

A.4 Tree Preservation & Approved Landscaping Works

All landscape works shall be undertaken in accordance with the approved landscape plan, arborist report, tree management plan and transplant method statement as applicable.

a) The following trees shall be retained

- Trees on Private Land

Council Ref No.	Species	Location	Dimension (metres)
1	<i>Melaleuca quinquenervia</i> (Broad-leaved Paperbark)	77-79 & 81 New South Head Road	14 x 14
2			14 x
3			12 x
4			10 x
5			12 x
6			12 x
7			12 x 6
8			11 x 6
9			13 x 6
10			8 x 4
11			8 x 4
12			8 x 6
13			8 x 4
14			8 x 4
15			8 x 4
16			8 x 4
17			8 x 6

b) The following trees shall be pruned in accordance with *Australian Standard Pruning of Amenity Trees* (AS 4373) and *Workcover NSW Code of Practice Amenity Tree Industry*, to the minimum extent necessary to provide clearance to the new development:

Council Ref No.	Species	Location	Approved pruning (extent of pruning)
1	<i>Melaleuca quinquenervia</i> (Broad-leaved Paperbark)	77-79 & 81 New South Head Road	Only section of branches that will come into direct contact with the new building and temporary scaffolding. Reduce to
2			
3			
4			
5			
6			
7			
8			
9			
10			
11			
12			
13			
14			

15			a lateral branch.
16			
17			

Note: The tree/s required to be pruned should appear coloured blue on the construction certificate plans.

This consent to prune does not permit the holder, or any other person or agent, to enter any property for the purpose of undertaking approved tree works, without the consent of the owner of the property.

Only a Council authorised contractor will be allowed to undertake the pruning of trees located on Council managed land under the instruction of Council's Coordinator of Trees Maintenance in accordance with Council's Tree Management Policies and *AS 4373-2007 Pruning of Amenity Trees*. All costs associated with the approved pruning will be the responsibility of the applicant.

A.5 [Deleted]

A.6 General Terms of Approval – Roads Act 1993 (TfNSW - Classified Roads)

The following general terms of approval have been imposed by Transport for NSW (TfNSW) in relation to classified roads.

1. The design and construction of the kerb and gutter crossing on New South Head Road shall be in accordance with TfNSW requirements. Details of these requirements should be obtained by email to developerworks.sydney@transport.nsw.gov.au.

Detailed design plans of the proposed gutter are to be submitted to TfNSW for approval prior to the issue of a construction certificate and commencement of any road works. Please send all documentation to development.sydney@transport.nsw.gov.au.

A plan checking fee and lodgement of a performance bond is required from the applicant prior to the release of the approved road design plans by TfNSW.

2. Detailed design plans and hydraulic calculations of any changes to the stormwater drainage system are to be submitted to TfNSW for approval, prior to the commencement of any works. Please send all documentation to development.sydney@transport.nsw.gov.au.

A plan checking fee will be payable, and a performance bond may be required before TfNSW approval is issued.

3. The developer is to submit design drawings and documents relating to the excavation of the site and support structures to TfNSW for assessment, in accordance with Technical Direction GTD2020/001.

The developer is to submit all documentation at least six (6) weeks prior to commencement of construction and is to meet the full cost of the assessment by TfNSW. Please send all documentation to development.sydney@transport.nsw.gov.au.

If it is necessary to excavate below the level of the base of the footings of the adjoining roadways, the person acting on the consent shall ensure that the owner/s of the roadway is/are given at least seven (7) day notice of the intention to excavate below the base of the footings. The notice is to include complete details of the work.

4. Vehicles are to enter and exit the site in a forward direction.
5. Vehicles are to be wholly contained on site before being required to stop.
6. A Road Occupancy Licence (ROL) should be obtained from Transport Management Centre for any works that may impact on traffic flows on New South Head Road during construction activities. A ROL can be obtained through <https://myrta.com/oplinc2/pages/security/oplincLogin.jsf>.

Note: These conditions have not been imposed by Council but are required to be incorporate as conditions of development consent. Where there is any inconsistency between these general terms of approval and other conditions of this consent the more onerous requirement prevails.

Note: In relation to local roads (not classified roads) development is not integrated development in respect of consent required under section 138 of the *Roads Act 1993* if, in order for the development to be carried out, it requires the development consent of Council and Roads Act Approval of Council. Separate Council approval is required for all works within the road as defined by the *Roads Act 1993* including works:

- erect a structure or carry out a work in, on or over a public road, or
- dig up or disturb the surface of a public road, or
- remove or interfere with a structure, work or tree on a public road, or
- pump water into a public road from any land adjoining the road, or
- connect a road (whether public or private) to a classified road

B. Conditions which must be satisfied prior to the demolition of any building or construction

B.1 Noise Control Objectives during Demolition Works

To assist in managing impacts of noise from the demolishing of the existing dwelling and outbuilding on residences and other sensitive land uses, it is recommended that the *NSW Department of Environment & Climate Change: Construction Noise Guideline* be applied to the site to provide a quantitative and qualitative assessment for evaluating performance and compliance of resultant noise from demolishing works of the existing dwelling and outbuilding. In particular reference is made to Table 2 of the *NSW Department of Environment & Climate Change: Construction Noise Guideline* which sets out management levels for noise at residences and other sensitive land uses.

B.1 Establishment of Tree Protection Zone (TPZ) Fence

Tree Protection Zones shall be established around all trees to be retained and in accordance with Section 4 of the *Australian Standard Protection of Trees on Development Sites* (AS 4970- 2009). Tree protection zones must also comply with the following requirements;

- a) Tree Protection Zone areas

Council Ref No.	Species	Tree Location	Fence Radius from
-----------------	---------	---------------	-------------------

			Centre of Trunk (Metres)
1	<i>Melaleuca quinquenervia</i> (Broad-leaved Paperbark)	77-79 & 81 New South Head Road	To be installed as per Appendix 6 – Tree Protection Plan of the AIA prepared by Andrew Morton, dated 03/06/2024
2			
3			
4			
5			
6			
7			
8			
9			
10			
11			
12			
13			
14			
15			
16			
17			

Note: Where this condition relates to street trees and the fence cannot be placed at the specified radius, the fencing shall be positioned so that the entire verge (nature strip) area in front of the subject property, excluding existing driveways, footpaths and bus stops is protected.

Note: Where this condition relates to trees on private property the radial distance of fencing shall be positioned only within the subject property.

- b) Tree Protection Zones shall be fenced with a 1.8 metre high chainmesh or weldmesh fence and secured to restrict access. The fence shall be established prior to any materials being brought onto the site and before the commencement of works including demolition. The area within the fence shall be mulched and maintained to a depth of 75mm. The soil within the TPZ shall be kept in a moist condition for the duration of the construction works. Unless approved by the site arborist there shall be no access within the TPZ.
- c) A sign identifying the Tree Protection Zone shall be erected on each side of the protection fence indicating the existence of a TPZ. Signage must be visible from within the development site.
- d) No excavation, construction activity, grade changes, storage of materials, stockpiling, siting of works sheds, preparation of mixes or cleaning of tools is permitted within Tree Protection Zones, unless specified in this consent.
- e) Establishment of Ground protection
Ground protection shall be established within the specified radius from the trunks of the following trees.

Council Ref No.	Species	Tree Location	Radius from Centre of Trunk (Metres)
1	<i>Melaleuca quinquenervia</i> (Broad-leaved Paperbark)	77-79 & 81 New South Head Road	Ground protection to be installed between the TPF and the building

			façade, including below the scaffolding as per 10. Recommended Tree Protection Measures of the AIA prepared by Andrew Morton, dated 03/06/2024
2			
3			
4			
5			
6			
7			
8			
9			
10			
11			
12			
13			
14			
15			
16			
17			

Council preference is to maintain the existing concrete slab within the specified radius from the trees until major construction works have been completed to minimise soil compaction and roof damage.

Otherwise, alternative ground protection shall be installed. It shall consist of rumble boards strapped over mulch. No excavation, construction activity, grade changes, storage of materials, stockpiling, siting of works sheds, preparation of mixes or cleaning of tools is permitted within the ground protection area unless specified in this consent.

- g) Temporary access within the TPZ for pedestrian and machinery movements shall only be permitted with the approval of the site arborist or unless specified in this consent.
- h) The site supervisor must be made aware of all tree protection requirements associated with these conditions of consent by the project arborist. Any subsequent site personnel and contractors to the site must be made aware of all tree protection requirements by the site foreman.
- i) The project arborist shall provide written certification of compliance with the above condition.

B.2 Permissible work within Tree Protection Zones

The following works are permissible within the Tree Protection Zone:

Council Ref No.	Species	Radius from Trunk (metres)	Approved works
1	<i>Melaleuca quinquenervia</i> (Broad-leaved Paperbark)	6.0	Building, paving and landscape works
2		8.0	Building, paving and landscape works
3		5.0	Building, paving and landscape works
4		2.5	Building, paving and landscape works
5		3.0	Building, paving and landscape works
6		3.0	Building, paving and landscape works
7		3.0	Building, paving and landscape works
8		6.0	Building, paving and landscape works
9		5.0	Building, paving and landscape works
10		3.0	Building, paving and landscape works
11		2.0	Building, paving and landscape works
12		3.0	Building, paving and landscape works
13		3.0	Building, paving and landscape works
14		3.0	Building, paving and landscape works
15		3.0	Building, paving and landscape works
16		3.0	Building, paving and landscape works
17		3.0	Building, paving and landscape works

The project arborist shall provide written certification of compliance with the above condition.

B.3 Demolition and Construction Management Plan

The Demolition and Construction Management Plan shall be reviewed and certified by the Project Arborist that appropriate tree protection measures have been accounted for. The Demolition and Construction Management Plan shall be prepared in accordance with all tree protection measures specified within this consent. Considerations by the Project Arborist shall include but not be limited to:

- a) Drawings and method statement showing details and the location of hoarding and scaffold and any pruning required to accommodate the hoarding and scaffolding;
- b) The movement and positioning of heavy machinery, lifting cranes, pier drilling gantry etc;

- c) Site construction access, temporary crossings and movement corridors on the site defined;
- d) Contractors car parking;
- e) Phasing of construction works;
- f) The space needed for all foundation excavations and construction works;
- g) All changes in ground level;
- h) Space for site sheds and other temporary structures such as toilets;
- i) Space for sorting and storing materials (short or long term), spoil and fuel and the mixing of cement and concrete; and
- j) The effects of slope on the movement of potentially harmful liquid spillages towards or into tree protection areas.

B.4 Arborists Documentation and Compliance Checklist

The site arborist shall provide written certification that all tree protection measures and construction techniques relevant to this consent have been complied with. Documentation for each site visit shall include:

- A record of the condition of trees to be retained prior to and throughout development
- Recommended actions to improve site conditions and rectification of non-compliance
- Recommendations for future works which may impact the trees

All compliance certification documents shall be kept on site by the Site Foreman.

As a minimum the following intervals of site inspections must be made:

Stage of arboricultural inspection and supervision	Compliance documentation and photos shall be included
Prior to the demolition of any building or construction and prior to the commencement of any development work	<ul style="list-style-type: none"> • Project Arborist to hold pre construction site meeting with the principal contractor to discuss methods and importance of tree protection measures and resolve any issues in relation to feasibility of tree protection requirements that may arise. Project Arborist to mark all trees approved for removal under DA consent. • The project arborist shall install or supervise the installation of tree protection fencing and ground protection.
During any development work	<ul style="list-style-type: none"> • . <p>Works within the TPZ of trees shall be done in liaison with the Project Arborist and as indicated on Appendix 4 – Impact Assessment</p>

	Schedule – Recommendations of the AIA prepared by Andrew Morton, dated 03/06/2024
Prior to any occupation or use of the building	<ul style="list-style-type: none"> Ensure all trees conditioned to be planted as part of this consent have been planted in accordance with the details prescribed in this consent.
Prior to the issue of a Final Occupation Certificate	<ul style="list-style-type: none"> The project arborist shall supervise the dismantling of tree protection measure. After all demolition, construction and landscaping works are complete the project Arborist shall assess that the subject trees have been retained in the same condition and vigour. If changes to condition are identified the project Arborist should provide recommendations for remediation.

Inspections and compliance documentation shall be made by an arborist with AQF Level 5 qualifications.

Additional site visits shall be made when required by site arborist and/or site foreman for ongoing monitoring/supervisory work

C. Conditions which must be satisfied prior to the issue of any Construction Certificate

C.1 Payment of Long Service Levy, Security, Contributions and Fees

The Certifying Authority must not issue any certificates under section 6.4 of the *Act* until provided with the original receipt(s) for the payment of all of the following levy, security, contributions, and fees prior to the issue of a Construction Certificate, Subdivision Certificate or Occupation Certificate, as will apply.

Description	Amount	Indexed	Council Fee Code
LONG SERVICE LEVY under <i>Building and Construction Industry Long Service Payments Act 1986</i>			
Long Service Levy www.longservice.nsw.gov.au/bci/levy/other-information/levy-calculator	Contact LSL Corporation or use online calculator	No	
SECURITY under section 4.17(6) of the <i>Environmental Planning and Assessment Act 1979</i>			
Property Damage Security Deposit - making good any damage caused to any property of the Council	\$122,435.00	No	T115

Infrastructure Works Bond -completing any public work required in connection with the consent.	\$96,500.00	No	T113
<p align="center">DEVELOPMENT LEVY under Woollahra Section 7.12 Development Contributions Plan 2021 This plan may be inspected at Woollahra Council or downloaded at www.woollahra.nsw.gov.au</p>			
Development Levy (section 7.12)	\$50,270.00 + Index Amount	Yes, quarterly	T96
<p align="center">INSPECTION FEES under section 608 of the <i>Local Government Act 1993</i></p>			
Public Road/Footpath Infrastructure Inspection Fee	\$645.00	No	
Security Administration Fee	\$225.00	No	T16
TOTAL SECURITY, CONTRIBUTIONS, LEVIES AND FEES	\$270,075.00 plus any relevant indexed amounts and long service levy		

Building and Construction Industry Long Service Payment

The long service levy under section 34 of the *Building and Construction Industry Long Service Payment Act 1986*, must be paid and proof of payment provided to the Certifying Authority prior to the issue of any Construction Certificate. The levy can be paid directly to the Long Service Corporation or to Council. Further information can be obtained from the Long Service Corporation website www.longservice.nsw.gov.au or the Long Service Corporation on 131 441.

How must the payments be made?

Payments must be made by:

- cash deposit with Council,
- credit card payment with Council, or
- bank cheque made payable to Woollahra Municipal Council.

The payment of a security may be made by a bank guarantee where:

- the guarantee is by an Australian bank for the amount of the total outstanding contribution,
- the bank unconditionally agrees to pay the guaranteed sum to the Council on written request by Council on completion of the development or no earlier than 12 months from the provision of the guarantee whichever occurs first [NOTE: a time limited bank guarantee or a bank guarantee with an expiry date is not acceptable],
- the bank agrees to pay the guaranteed sum without reference to the Applicant or landowner or other person who provided the guarantee and without regard to any dispute, controversy, issue or other matter relating to the development consent or the carrying out of development in accordance with the development consent,
- the bank guarantee is lodged with the Council prior to the issue of the Construction Certificate, and
- the bank's obligations are discharged when payment to the Council is made in accordance with the guarantee or when Council notifies the bank in writing that the guarantee is no longer required.

How will the section 7.12 levy (formerly known as 94A levy) be indexed?

To ensure that the value the development levy is not eroded over time by increases in costs, the proposed cost of carrying out development (from which the development levy is calculated) will be indexed either annually or quarterly (see table above). Clause 3.13 of the Woollahra Section 94A Development Contributions Plan 2021 sets out the formula and index to be used in adjusting the levy.

Do you need HELP indexing the levy?

Please contact Council's Customer Service Team on ph 9391 7000. Failure to correctly calculate the adjusted development levy will delay the issue of any certificate issued under section 6.4 of the *Act* and could void any such certificate (eg Construction Certificate, Subdivision Certificate, or Occupation Certificate).

Deferred or periodic payment of section 7.12 levy (formerly known as 94A levy) under the Woollahra Section 94A Development Contributions Plan 202

Where the Applicant makes a written request supported by reasons for payment of the section 7.12 levy other than as required by clause 3.9, the Council may accept deferred or periodic payment. The decision to accept a deferred or periodic payment is at the sole discretion of the Council, which will consider:

- the reasons given,
- whether any prejudice will be caused to the community deriving benefit from the public facilities,
- whether any prejudice will be caused to the efficacy and operation of the Plan, and
- whether the provision of public facilities in accordance with the adopted works schedule will be adversely affected.

Council may, as a condition of accepting deferred or periodic payment, require the provision of a bank guarantee where:

- the guarantee is by an Australian bank for the amount of the total outstanding contribution,
- the bank unconditionally agrees to pay the guaranteed sum to the Council on written request by Council on completion of the development or no earlier than 12 months from the provision of the guarantee whichever occurs first [NOTE: a time limited bank guarantee or a bank guarantee with an expiry date is not acceptable],
- the bank agrees to pay the guaranteed sum without reference to the Applicant or landowner or other person who provided the guarantee and without regard to any dispute, controversy, issue or other matter relating to the development consent or the carrying out of development in accordance with the development consent,
- the bank guarantee is lodged with the Council prior to the issue of the Construction Certificate, and
- the bank's obligations are discharged when payment to the Council is made in accordance with the guarantee or when Council notifies the bank in writing that the guarantee is no longer required.

Any deferred or periodic payment of the section 7.12 levy will be adjusted in accordance with clause 3.13 of the Plan. The Applicant will be required to pay any charges associated with establishing or operating the bank guarantee. Council will not cancel the bank guarantee until the outstanding contribution as indexed and any accrued charges are paid.

C.2 BASIX Commitments

The Applicant must submit to the Certifying Authority BASIX Certificate No. 1356995M_2 with any application for a Construction Certificate.

Note: Where there is any proposed change in the BASIX commitments the Applicant must submit a new BASIX Certificate to the Certifying Authority and Council. If any proposed change in the BASIX commitments are inconsistent with development consent (see: clauses 19 and 20 of the *Development Certification Regulation*) the Applicant will be required to submit an amended development application to Council pursuant to section 4.55 of the *Act*.

All commitments in the BASIX Certificate must be shown on the Construction Certificate plans and specifications prior to the issue of any Construction Certificate.

Note: Clause 19 (1)(a) of the *Development Certification Regulation* provides "A certifier must not issue a construction certificate for building work unless—

(a) the relevant building work plans and specifications include the matters required by a relevant BASIX certificate..."

Standard Condition: C7

C.3 Electric vehicle circuitry and electric vehicle charging point requirements

An accurate electrical plan and specifications for all off-street car parking must be prepared by a suitably qualified person, demonstrating the following;

- a) That each off-street car parking space will be provided with electrical circuitry to support the installation of a Level 2 electric vehicle charger point. The construction certificate plans are to:
 - Identify the power capacity to each car parking space.
 - identify the load management system on each level of parking such as a distribution board.
 - identify the conduit system to allow each car space to install an electric vehicle charger point - such as cable trays and/or buried cables underground. This system should allow future installation of cabling to power electric vehicle charger points and allow internet access (run Ethernet cable or install 4G modem).
- b) A minimum of one Level 2 electric charger must be provided and Level 2 chargers must be provided to not less than 10% of all car parking spaces. The location of all electric vehicle chargers must be shown on the construction certificate plans.
- c) The certifier must be satisfied that the electrical plans and specifications are consistent with (a) and (b) prior to the issue of the construction certificate.

Note: The minimum electric circuitry requirements for 'Level 2' electric vehicle charging points are:

- a) Privately available spaces including visitor spaces: 'Level 2' slow – single phase 7kW power; and
 - b) Publicly available spaces: 'Level 2' fast – three-phase 11-22kW power
- Standard Condition: C57 (Autotext CC57)

C.4 Acoustic Certification of Mechanical Plant and Equipment

The Construction Certificate plans and specification required to be submitted pursuant to clause 7 of the *Development Certification Regulation* must be accompanied by a certificate from a professional engineer (acoustic engineer) certifying that the noise level measured at any boundary of the site at any time while the proposed mechanical plant and equipment is operating will not exceed the *background noise level*. Where noise sensitive receivers are located within the site, the noise level is measured from the nearest strata, stratum or community title land and must not exceed *background noise level*, at any time.

The *background noise level* is the underlying level present in the ambient noise, excluding the subject noise source, when extraneous noise is removed. For assessment purposes the background noise level is the $L_{A90, 15 \text{ minute}}$ level measured by a sound level meter.

Where sound attenuation is required this must be detailed.

Note: Further information including lists of Acoustic Engineers can be obtained from:

1. Australian Acoustical Society—professional society of noise-related professionals
www.acoustics.asn.au

2. Association of Australian Acoustical Consultants—professional society of noise related professionals www.aaac.org.au.

Standard Condition: C62 (Autotext CC62)

C.5 Light & Ventilation

The *Construction Certificate* plans and specifications, required to be submitted to the *Certifying Authority* pursuant to clause 7 of the *Development Certification Regulation*, must detail all a lighting, mechanical ventilation or air-conditioning systems complying with Part F.4 of the *BCA* or clause 3.8.4 and 3.8.5 of the *BCA* Housing Provisions, inclusive of [AS 1668.1](#), [AS 1668.2](#) and [AS/NZS 3666.1](#). If an alternate solution is proposed then the *Construction Certificate* application must include a statement as to how the performance requirements of the *BCA* are to be complied with and support the performance based solution by expert *evidence of suitability*. This condition does not set aside the mandatory requirements of relevant provisions of the *Public Health Regulation 2022*. This condition does not set aside the effect of the *Protection of the Environment Operations Act 1997* in relation to offensive noise or odour.

Note: Clause 69 of the *Regulation* requires compliance with the *BCA*. Clause 19 of the *Development Certification Regulation* prevents the issue of a *Construction Certificate* unless the *Accredited Certifier/Council* is satisfied that compliance has been achieved. Clause 8 of the *Development Certification Regulation* details what information must be submitted with any *Construction Certificate*. It is the Applicant's responsibility to demonstrate compliance through the *Construction Certificate* application process. Applicants must also consider possible noise and odour nuisances that may arise. The provisions of the *Protection of the Environment Operations Act 1997* have overriding effect if offensive noise or odour arises from the use. Applicants must pay attention to the location of air intakes and air exhausts relative to sources of potentially contaminated air and neighbouring windows and air intakes respectively, see section 2 and 3 of [AS 1668.2](#).

C.6 Ventilation - Internal Sanitary Rooms

All internal sanitary rooms and laundry facilities not provided with natural ventilation must be provided with a system of mechanical exhaust ventilation in accordance with *Minimum Exhaust Ventilation Flow Rates of AS 1668.2-2012*. Details of any proposed mechanical ventilation system(s) being submitted with the *Construction Certificate* plans and specifications, required to be submitted to the *Certifying Authority* demonstrating compliance with AS 1668 Parts 1 & 2.

C.7 Tree Management Plan

The *Construction Certificate* plans and specifications shall show the following information:

- a) Trees to be numbered in accordance with these conditions:
 - shaded green where required to be retained and protected
 - shaded blue where required to be pruned
- b) One to two page, site specific Tree Protection Plan prepared by an AQF 5 Consulting Arborist detailing the following:
 - Site plan indicating the location of tree protection zones (TPZ) and structural root zones (SRZ) of trees to be retained.
 - Tree protection measures as per approved conditions of consent.

- To minimise damage during demolition and excavation works, the plan must show specific areas requiring direct supervision of the project arborist.
- c) Specific to the site references to applicable tree management plan, arborists report or transplant method statement.

This plan shall be kept on site until the issue of the final occupation certificate.

C.8 Modification of details of the development (section 4.17 (1) (g) of the Act)

The approved plans and the Construction Certificate plans and specification, required to be submitted to the Certifying Authority pursuant to clause 8 of the *Development Certification Regulation* must detail the following amendments:

- a) Drawing No.A2203 of the Architectural Plans Rev CT05, dated 30/05/2024 shows two 'Proposed new post & caisson wall' adjacent to tree Nos T1-T6 and T9-T17. The assessment by the Consulting Arborist in 9.1.8 of the report is not supported with the information provided, therefore, the wall shall be deleted.
An amended drawing shall be prepared before the issue of a Construction Certificate without 'post & caisson wall' or any other similar structure.
- b) An amended Landscape Plan shall be prepared before the issue of a Construction Certificate for consistency with Architectural Plans. The plan shall show the following:
 - Proposed pavers between the building and Tree Nos.8-17 shall be deleted.
 - a. Include suspended mesh pathway & stairs as shown on Drawing A2203 rev CT05 of the Architectural Plans, dated 30/05/2024
 - b. Show existing low height wall to be retained' adjacent to Tree Nos. T1-T6 and T9-T17 as per Drawing A2203 rev CT05 of the Architectural Plans, dated 30/05/2024
- c) The proposed plans shall be amended as follows:
 - (i) Screening to a height of 1.8 metres shall be provided at the level 01 rear terrace eastern edge where it overlooks the level 02 balcony in No.81 New South Head Road to provide internal and external privacy;
 - (ii) The proposed kitchen, dining and living windows in the level 01 southern elevation addressing No.s 6 and 8 Billong Avenue shall be provided with a balustrade minimum 1200 mm high to prevent access to ensure that the outdoor space remains non-trafficable.
- c) The applicant is to prepare an updated Operational Waste Management Plan that references the approved architectural plans listed at Condition A3 of this consent prior to the issue of the Construction Certificate.

Note: The effect of this condition is that it requires design changes and/or further information to be provided with the Construction Certificate drawings and specifications to address specific issues identified during assessment under section 4.15 of the *Act*.

Note: Clause 20 of the *Development Certification Regulation* prohibits the issue of any Construction Certificate subject to this condition unless the Certifying Authority is satisfied that the condition has been complied with.

Note: Clause 19 of the *Development Certification Regulation* prohibits the issue of any Construction Certificate that is inconsistent with this consent.

C.9 Road and Public Domain Works

A separate application under Section 138 of the *Roads Act* 1993 is to be made to, and be approved by Council for infrastructure works prior to the issuing of any Construction Certificate. The following infrastructure works must be carried out at the applicant's expense:

- a) The removal of the existing vehicular crossing including layback and gutter and the construction of a new 6m wide vehicular crossing in accordance with Architectural Drawing No. A2203 (Rev CT04, prepared by ESS Lifestyle Pty Ltd and dated 24 April 2024) and Council's Crossing Specification, Standard Driveway Drawing RF2_D and to the satisfaction of Council's Assets Engineers. The new crossing shall be constructed at right angle to the street kerb in plain concrete and the eastern end of the new crossing shall be aligned with the eastern side of the internal driveway at the property boundary.
- b) Design longitudinal profiles along each edge/side of the proposed crossing must be submitted for assessment. A design longitudinal surface profile for the proposed driveway must be submitted for assessment.

Note: To ensure that this work is completed to Council's satisfaction, this consent by separate condition, may impose one or more Infrastructure Works Bonds.

Note: *Road* has the same meaning as in the *Roads Act* 1993.

Note: The intent of this condition is that the design of the road, footpaths, driveway crossings and public stormwater drainage works must be detailed and approved prior to the issue of any Construction Certificate. Changes in levels may arise from the detailed design of buildings, road, footpath, driveway crossing grades and stormwater. Changes required under *Roads Act* 1993 approvals may necessitate design and levels changes under this consent. This may in turn require the Applicant to seek to amend this consent.

Note: See section K. *Advisings* of this consent titled *Roads Act Application*.

C.10 Parking Facilities

The *Construction Certificate* plans and specifications required by clause 139 of the Regulation, must include detailed plans and specifications for all bicycle, car and commercial vehicle parking in compliance with AS2890.3:2015 *Parking Facilities - Bicycle Parking Facilities* and AS/NZS 2890.1:2004 *Parking Facilities - Off-Street Car Parking* respectively.

The plans must satisfy the following requirement(s):

- a) Sight distance requirements must comply with Clause 3.2.4 and Figure 3.3 of AS2890.1:2004;
- b) A 2m x 2.5m driveway sightline splay be provided, clear of obstruction to visibility, along both sides of the access driveway. Any structure within the splay area should be lower than 600mm to ensure visibility;
- c) Signage and/or pavement marking be provided at entry point to delineate the access driveway to allow independent operations for ingress and egress traffic;
- d) Vehicles must leave the site at the right angle to the frontage road carriageway;
- e) Accessible parking spaces and shared area must comply with design requirements stipulated in AS2890.6;
- f) Pedestrian access/passageway be provided outside of the shop area to allow residential access to the carpark;

Access levels and grades must comply with access levels and grade required by Council under the *Roads Act* 1993.

The Certifying Authority has no discretion to reduce or increase the number or area of car parking or commercial parking spaces required to be provided and maintained by this consent.

D. Conditions which must be satisfied prior to the commencement of any development work

D.1 Compliance with Building Code of Australia and insurance requirements under the [Home Building Act 1989](#)

For the purposes of section 4.17(11) of the *Act*, the following conditions are prescribed in relation to a development consent for development that involves any building work:

- a) that the work must be carried out in accordance with the requirements of the Building Code of Australia,
- b) in the case of residential building work for which the [Home Building Act 1989](#) requires there to be a contract of insurance in force in accordance with Part 6 of that Act, that such a contract of insurance is in force before any building work authorised to be carried out by the consent commences.

This condition does not apply:

- a) to the extent to which an exemption is in force under the *Home Building Regulation 2014*, or
- b) to the erection of a temporary building.

In this condition, a reference to the BCA is a reference to that code as in force on the date the application for the relevant Construction Certificate is made.

Note: This condition must be satisfied prior to commencement of any work in relation to the contract of insurance under the *Home Building Act 1989*. This condition also has effect during the carrying out of all building work with respect to compliance with the Building Code of Australia.

Note: All new guttering is to comply with the provisions of Part 3.5.2 of the Building Code of Australia.

D.2 Implementation of Remediation Action Plan

The development site shall be remediated and validated in accordance with the *Remedial Action Plan (RAP): prepared by Sullivan Environmental Sciences – Project No. SES_591 - Rev A dated 24 April 2024*.

D.3 Notice of completion of category 2 remediation work

Pursuant to *Chapter 4 Remediation of Land of State Environmental Planning Policy (Resilience and Hazards) 2021*:

- (a) Prior notice of the proposed Category 2 remediation work must be provided to Council in accordance with clause 4.13 of the *State Environmental Planning Policy (Resilience and Hazards) 2021*;
- (b) The proposed Category 2 remediation works and notices relating to same must comply with the requirements of cl 4.14 and 4.15 of the *State Environmental Planning Policy (Resilience and Hazards) 2021*.

Note: Category 2 remediation work is defined in section 4.11 SEPP (Resilience and Hazards) 2021.

D.4 Construction Management Plan

As a result of the site constraints, limited space and access a Construction Management Plan (CMP) is to be submitted to Council. Also, due to lack of on-street parking a Work Zone may be required during construction.

The Principal Contractor or Owner must submit an application for approval of the CMP by Council's Traffic Engineer and pay all fees associated with the application.

The CMP must be submitted as a self-contained document that outlines the nature of the construction project and as applicable, include the following information:

- a) Detail the scope of the works to be completed including details of the various stages, e.g. demolition, excavation, construction etc. and the duration of each stage.
- b) Identify local traffic routes to be used by construction vehicles.
- c) Identify ways to manage construction works to address impacts on local traffic routes.
- d) Identify other developments that may be occurring in the area and identify ways to minimise the cumulative traffic impact of these developments. Should other developments be occurring in close proximity (500m or in the same street) to the subject site, the developer/builder is to liaise fortnightly with the other developers/builders undertaking work in the area in order to minimise the cumulative traffic and parking impacts of the developments.
- e) Detail how construction workers will travel to and from the site and parking arrangements for those that drive.
- f) Identify any proposed road closures, temporary traffic routes, loss of pedestrian or cyclist access or reversing manoeuvres onto a public road and provide Traffic Control Plans (TCPs) prepared by an accredited RMS Red or Orange card holder to manage these temporary changes.
- g) Detail the size (including dimensions), numbers and frequency of arrival of the construction vehicles that will service the site for each stage of works.
- h) Provide for the standing of vehicles during construction.
- i) If construction vehicles are to be accommodated on the site, provide a scaled drawing showing where these vehicles will stand and the vehicle swept path to show that these vehicles can access and egress the site in a forward direction (including dimensions and all adjacent traffic control devices, such as parking restrictions, pedestrian facilities, kerb extensions, etc.).
- j) If trucks are to be accommodated on Council property, provide a scaled drawing showing the location of any proposed Works Zone (including dimensions and all adjacent traffic control devices, such as parking restrictions, pedestrian facilities, kerb extensions, etc.).
- k) Show the location of any site sheds and any anticipated use of cranes and concrete pumps and identify the relevant permits that will be required.
- l) If a crane/s are to be accommodated on site, detail how the crane/s will be erected and removed, including the location, number and size of vehicles involved in the erection/removal of the crane/s, the duration of the operation and the proposed day and times, any full or partial road closures required to erect or remove the crane/s and appropriate Traffic Control Plans (TCPs) prepared by an approved RMS Red or Orange Card holder.
- m) Make provision for all materials, plant, etc. to be stored within the development site at all times during construction.

- n) State that any oversized vehicles proposed to operate on Council property (including Council approved Works Zones) will attain a Permit to Stand Plant on each occasion (Note: oversized vehicles are vehicles longer than 7.5m or heavier than 4.5T.)
- o) Show the location of any proposed excavation and estimated volumes.
- p) When demolition, excavation and construction works are to be undertaken on school days, all vehicular movements associated with this work shall only be undertaken between the hours of 9.30am and 2.30pm, in order to minimise disruption to the traffic network during school pick up and drop off times.
- q) Show the location of all Tree Protection (Exclusion) zones (Note: storage of building materials or access through Reserve will not be permitted without prior approval by Council).

Note: A minimum of eight weeks will be required for assessment. Work must not commence until the Construction Management Plan is approved. Failure to comply with this condition may result in fines and proceedings to stop work.

D.5 Works (Construction) Zone – Approval and Implementation

A Works Zone may be required for this development. The Principal Contractor or Owner can apply for a works zone. If the works zone is approved the Principal Contractor or Owner must pay all fees for this Works Zone before it can be installed.

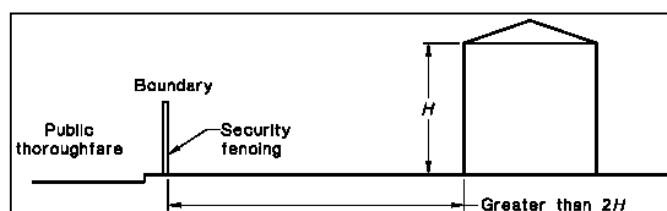
The Principal Contractor must pay all fees associated with the application and occupation and use of the road as a Works Zone. All Works Zone signs must have been erected by Council to permit enforcement of the Works Zone by Council's Rangers and NSW Police before commencement of any work. Signs are not erected until full payment of works zone fees.

Note: The Principal Contractor or Owner must allow not less than four to six weeks (for routine applications) from the date of making an application to the Traffic Committee (Woollahra Local Traffic Committee) constituted under the section 20 of the *Transport Administration (General) Regulation 2018* to exercise those functions delegated by the Roads and Maritime Services under section 31 of the *Transport Administration Act 1988*.

Note: The enforcement of the works zone is at the discretion of Council's Rangers and the NSW Police Service. The Principal Contractor must report any breach of the works zone to either Council or the NSW Police Service.

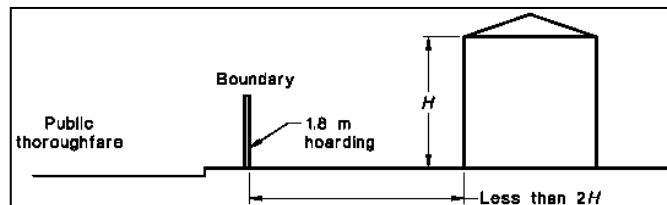
D.6 Security Fencing, Hoarding (including 'Creative Hoardings') and Overhead Protection

Security fencing must be provided around the perimeter of the development site, including any additional precautionary measures taken to prevent unauthorised entry to the site at all times during the demolition, excavation and construction period. Security fencing must be the equivalent 1.8m high chain wire as specified in AS 1725.



Type A Hoarding

Where the development site adjoins a public thoroughfare, the common boundary between them must be fenced for its full length with a hoarding, unless the least horizontal distance between the common boundary and the nearest parts of the structure is greater than twice the height of the structure. The hoarding must be constructed of solid materials (chain wire or the like is not acceptable) to a height of not less than 1.8m adjacent to the thoroughfare.



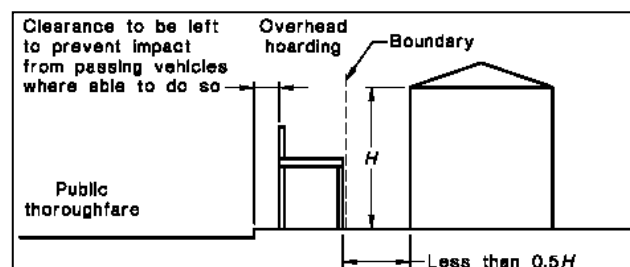
Type B Hoarding

Where a development site adjoins a public thoroughfare with a footpath alongside the common boundary then, in addition to the hoarding required above, the footpath must be covered by an overhead protective structure and the facing facade protected by heavy-duty scaffolding, unless either:

- the vertical height above footpath level of the structure being demolished is less than 4.0m; or
- the least horizontal distance between footpath and the nearest part of the structure is greater than half the height of the structure.

The overhead structure must consist of a horizontal platform of solid construction and vertical supports, and the platform must:

- extend from the common boundary to 200mm from the edge of the carriageway for the full length of the boundary,
- have a clear height above the footpath of not less than 2.1m,
- terminate 200mm from the edge of the carriageway (clearance to be left to prevent impact from passing vehicles) with a continuous solid upstand projecting not less than 0.5m above the platform surface, and
- together with its supports, be designed for a uniformly distributed live load of not less than 7 kPa.



The Principal Contractor or Owner-builder must ensure that overhead protective structures are installed and maintained in accordance with the NSW "Code of Practice - Overhead Protective Structures 1995". This code is available at www.safework.nsw.gov.au/_data/assets/pdf_file/0008/52883/Overhead-protective-structures-Code-of-practice.pdf

All Hoardings

Security fencing, hoarding and overhead protective structure must not obstruct access to utilities services including but not limited to man holes, pits, stop valves, fire hydrants or the like.

Hoardings on Public Land including 'Creative Hoardings'

The Principal Contractor or Owner-builder must pay all fees associated with the application and occupation and use of the road (footway) for required hoarding or overhead protection.

A creative hoarding (i.e. an approved artwork or historic image affixed to the hoarding) is required if the hoarding meets the criteria in Council's Creative Hoardings Policy (adopted March 2020). The cost of printing and affixing the creative hoarding is the responsibility of the Principal Contractor or Owner-builder. The Creative Hoardings Policy can be downloaded from Council's website www.woollahra.nsw.gov.au

Note: The Principal Contractor or Owner must allow not less than two (2) weeks from the date of making a hoarding application for determination. Any approval for a hoarding or overhead protection under the *Roads Act 1993* will be subject to its own conditions and fees.

Note: Council seeks to increase public art in the public domain by requiring artwork or historic images on hoardings located on public land. Under the Creative Hoardings Policy an application for a hoarding proposed on public land will require an approved artwork or historic image affixed to the hoarding if the hoarding meets the criteria in section 3 of the Policy:

- A. Hoardings proposed on land zoned B2 Local Centre, or B4 Mixed Use, or SP2 Infrastructure under Woollahra Local Environmental Plan 2014 AND erected for 8 weeks or more
OR
- B. Hoardings proposed on land located along a State classified road (regardless of the zone) AND erected for 8 weeks or more
OR
- C. Hoardings proposed in any other location than that referred to in A. and B. above AND erected for 12 weeks or more, except where:
 - i. the capital investment value of the work to which the hoarding relates is less than \$1 million
OR
 - ii. the land is zoned R2 Low Density Residential
OR
 - iii. the land is zoned R3 Medium Density Residential and the hoarding located in a lane or street that does not have through traffic (eg a cul-de-sac or no through road).

Artwork and historic images for the hoardings are assessed and approved in accordance with the Creative Hoardings Policy. Details of the artwork or images proposed to be affixed to the hoardings must be submitted with Council's form "Application for a permit to use a footpath for the erection of a hoarding/scaffolding".

The Creative Hoardings Policy can be downloaded from www.woollahra.nsw.gov.au or for more information contact Council's Cultural Development Team.

D.7 Site Signs

The Principal Contractor or Owner-builder must ensure that the sign/s required by clause 70 of the *Regulation* and clause 75 of the *Development Certification Regulation* is/are erected and maintained at all times.

Section 70 of the *Regulation* provides:

Erection of signs

- (1) This section applies to a development consent for development involving building work, subdivision work or demolition work.
- (2) It is a condition of the development consent that a sign must be erected in a prominent position on a site on which building work, subdivision work or demolition work is being carried out—
 - (a) showing the name, address and telephone number of the principal certifier for the work, and
 - (b) showing the name of the principal contractor, if any, for the building work and a telephone number on which the principal contractor may be contacted outside working hours, and
 - (c) stating that unauthorised entry to the work site is prohibited.
- (3) The sign must be—
 - (a) maintained while the building work, subdivision work or demolition work is being carried out, and
 - (b) removed when the work has been completed.
- (4) This section does not apply in relation to—
 - (a) building work, subdivision work or demolition work carried out inside an existing building, if the work does not affect the external walls of the building, or
 - (b) Crown building work certified to comply with the *Building Code of Australia* under the Act, Part 6.

Section 75 of the Development Certification Regulation provides:

Signs on development sites

- (1) The principal certifier and the principal contractor for building work, subdivision work or demolition work authorised to be carried out on a site by a development consent must ensure a sign that complies with this section is—
 - (a) erected in a prominent position on the site before the commencement of the work, and
 - (b) maintained at all times while the work is being carried out and while the person remains the principal certifier or principal contractor, and
 - (c) removed when the work has been completed.

Maximum penalty (subsection (1))—55 penalty units.
- (2) The sign must be rigid and durable and show the following information—
 - (a) the name, address and telephone number of the principal certifier, and
 - (b) if there is a principal contractor—the principal contractor's name and address and a telephone number on which the principal contractor may be contacted outside working hours.
- (3) The information required under subsection (2) must be able to be read easily by a person on a public road or in another public place adjacent to the site.
- (4) This section does not—
 - (a) require the erection of more than one sign on a site, or
 - (b) prevent the use of an appropriate sign that has already been erected on a site

Note: Clause 75 of the *Development Certification Regulation* imposes a penalty exceeding \$1,000 if these requirements are not complied with.

Note: If Council is appointed as the Principal Certifier it will provide the sign to the Principal Contractor or Owner-builder who must ensure that the sign is erected and maintained as required by clause 70 of the Regulation and clause 75 of the *Development Certification Regulation*

Standard Condition: D12 (Autotext DD12)

D.8 Toilet Facilities

Toilet facilities are to be provided, at or in the vicinity of the work site on which work involved in the erection or demolition of a building is being carried out, at the rate of one toilet for every 20 persons or part of 20 persons employed at the site.

Each toilet provided:

- a) must be a standard flushing toilet, and
- b) must be connected to a public sewer, or
- c) if connection to a public sewer is not practicable, to an accredited sewage management facility approved by the Council, or
- d) if connection to a public sewer or an accredited sewage management facility is not practicable, to some other sewage management facility approved by the Council.

The provision of toilet facilities in accordance with this condition must be completed before any other work is commenced.

In this condition:

accredited sewage management facility means a sewage management facility to which Division 4 of Subdivision 5 of the *Local Government (General) Regulation 2021* applies, being a sewage management facility that is installed or constructed to a design or plan the subject of a certificate of accreditation referred to in clause 41 of the *Local Government (General) Regulation 2021*

approved by the Council means the subject of an approval in force under Division 1 of Part 3 of the *Local Government (General) Regulation 2021*.

public sewer has the same meaning as it has in the *Local Government (General) Regulation 2021*

sewage management facility has the same meaning as it has in the *Local Government (General) Regulation 2021*

Note: This condition does not set aside the requirement to comply with SafeWork NSW requirements.

D.9 Erosion and Sediment Controls – Installation

The Principal Contractor or Owner-builder must install and maintain water pollution, erosion and sedimentation controls in accordance with:

- a) The Soil and Water Management Plan if required under this consent;
- b) “Do it Right On Site, Soil and Water Management for the Construction Industry” published by the Southern Sydney Regional Organisation of Councils, 2001; and
- c) “Managing Urban Stormwater - Soils and Construction” 2004 published by the NSW Government (*The Blue Book*).

Where there is any conflict *The Blue Book* takes precedence.

Note: The International Erosion Control Association – Australasia (www.austieca.com.au/) lists consultant experts who can assist in ensuring compliance with this condition. Where Soil and Water Management Plan is required for larger projects it is recommended that this be produced by a member of the International Erosion Control Association – Australasia.

Note: The “Do it Right On Site, Soil and Water Management for the Construction Industry” publication can be downloaded from www.woollahra.nsw.gov.au and *The Blue Book* is available at www.environment.nsw.gov.au/stormwater/publications.htm

Note: A failure to comply with this condition may result in penalty infringement notices, prosecution, notices and orders under the *Act* and/or the *Protection of the Environment Operations Act 1997* **without any further warning**. It is a criminal offence to cause, permit or allow pollution.

Note: Section 257 of the *Protection of the Environment Operations Act 1997* provides inter alia that “the occupier of premises at or from which any pollution occurs is taken to have caused the pollution”

Warning: Irrespective of this condition any person occupying the site may be subject to proceedings under the *Protection of the Environment Operations Act 1997* where

pollution is caused, permitted or allowed as the result of their occupation of the land being developed.

D.10 Building - Construction Certificate, Appointment of Principal Certifier, Appointment of Principal Contractor and Notice of Commencement (Part 6, Division 6.3 of the Act)

The erection of the building in accordance with this development consent must not be commenced until:

- a) A Construction Certificate for the building work has been issued by the consent authority, the Council (if the Council is not the consent authority) or an accredited Certifier, and
- b) The person having the benefit of the development consent has:
 - appointed a Principal Certifier for the building work, and
 - notified the Principal Certifier that the person will carry out the building work as an Owner-builder, if that is the case, and
- c) The Principal Certifier has, no later than 2 days before the building work commences:
 - notified the consent authority and the Council (if the Council is not the consent authority) of his or her appointment, and
 - notified the person having the benefit of the development consent of any critical stage inspections and other inspections that are to be carried out in respect of the building work, and
- d) The person having the benefit of the development consent, if not carrying out the work as an Owner-builder, has:
 - appointed a Principal Contractor for the building work who must be the holder of a contractor licence if any residential building work is involved, and
 - notified the Principal Certifier of any such appointment, and
 - unless that person is the Principal Contractor, notified the Principal Contractor of any critical stage inspections and other inspections that are to be carried out in respect of the building work, and
 - given at least 2 days' notice to the Council of the person's intention to commence the erection of the building.

Note: *building* has the same meaning as in section 1.4 of the *Act* and includes part of a building and any structure or part of a structure.

Note: *new building* has the same meaning as in section 6.1 of the *Act* and includes an altered portion of, or an extension to, an existing building.

Note: The commencement of demolition works associated with an altered portion of, or an extension to, an existing building is considered to be the commencement of building work requiring compliance with section 6.6(2) of the *Act* (including the need for a Construction Certificate) prior to any demolition work. See: *Over our Dead Body Society Inc v Byron Bay Community Association Inc* [2001] NSWLEC 125.

Note: Construction Certificate Application, PC Service Agreement and Notice of Commencement forms can be downloaded from Council's website www.woollahra.nsw.gov.au

Note: It is an offence for any person to carry out the erection of a *building* in breach of this condition and in breach of section 6.6(2) of the *Act*.

E. Conditions which must be satisfied during any development work

E.1 Compliance with BCA and Insurance Requirements under the [Home Building Act 1989](#)

For the purposes of section 4.17(11) of the *Act*, the following condition is prescribed in relation to a development consent for development that involves any building work:

- a) that the work must be carried out in accordance with the requirements of the Building Code of Australia (BCA),
- b) in the case of residential building work for which the [Home Building Act 1989](#) requires there to be a contract of insurance in force in accordance with Part 6 of that Act, that such a contract of insurance is in force before any building work authorised to be carried out by the consent commences.

This condition does not apply:

- a) to the extent to which an exemption is in force under part 17 or clause 111, of the *Development Certification Regulation* subject to the terms of any condition or requirement referred to in clause 117(1) or 111 (4) of the *Development Certification Regulation*, or
- b) to the erection of a temporary building.

In this clause, a reference to the BCA is a reference to that Code as in force on the date the application for the relevant Construction Certificate is made.

Note: All new guttering is to comply with the provisions of Part 3.5.2 of the Building Code of Australia.

E.2 Compliance with Construction Management Plan

All development activities and traffic movements must be carried out in accordance with the approved Construction Management Plan (CMP). All controls in the CMP must be maintained at all times. A copy of the CMP must be kept on-site at all times and made available to the Principal Certifier or Council on request.

Note: Irrespective of the provisions of the Construction Management Plan the provisions of traffic and parking legislation prevail.

E.3 Tree Preservation

All persons must comply with Chapter E.3 – Tree Management of Council's Development Control Plan (DCP) 2015, other than where varied by this consent. The DCP applies to any tree with a height greater than 5 metres or a diameter spread of branches greater than 3 metres.

General Protection Requirements

- a) The TPZ must be maintained during all development work unless otherwise specified within these conditions of consent.
- b) Excavation must cease where tree roots with a diameter exceeding 50mm are exposed. The *principal contractor* must procure an inspection of the exposed tree roots by an arborist with a minimum AQF Level 5 qualification. Excavation must only recommence with the implementation of the recommendations of the arborist.
- c) Where there is damage to any part of a tree the *principal contractor* must procure an inspection of the tree by a qualified arborist immediately. The *principal*

contractor must immediately implement treatment as directed by the arborist. The arborist is to supply a detailed report to the appointed certifier.

Note: Trees must be pruned in accordance with *Australian Standard AS 4373 "Pruning of Amenity Trees"* and *WorkCover NSW Code of Practice Amenity Tree Industry*.

E.4 Replacement/Supplementary trees which must be planted

Any replacement or supplementary tree shall be grown in accordance with Tree stock for landscape use (AS 2303:2018). The replacement tree shall be planted in *deep soil landscaped area* and maintained in a healthy and vigorous condition. If the replacement tree is found to be faulty, damaged, dying or dead before it attains a size whereby it becomes a prescribed tree in accordance with Chapter E.3 of Council's Development Control Plan, it must be replaced with another of the same species which complies with the criteria outlined below.

Species/Type	Planting/Location	Container Size/Size of Tree (at planting)	Minimum Dimensions at Maturity (metres)
3 x <i>Tristanopsis laurina</i> (Water gum)	Council verge	100L	5 x 3

The project arborist shall document compliance with the above condition.

E.5 Level changes in the vicinity of trees

No level changes shall occur within the specified radius from the trunks of the following trees.

Council Ref No.	Species	Location	Radius from centre of trunk (metres)
1	<i>Melaleuca quinquenervia</i> (Broad-leaved Paperbark)	77-79 & 81 New South Head Road	Maintain existing levels between tree trunks and the building façade
2			Maintain existing levels between tree trunks and the building façade
3			Maintain existing levels between tree trunks and the building façade
4			Maintain existing levels between tree trunks and the building façade
5			Maintain existing levels between tree trunks and the building façade
6			Maintain existing levels between tree trunks and the building façade
7			Maintain existing levels between tree

			trunks and the building façade
8			Maintain existing levels between tree trunks and the building façade
9			Maintain existing levels between tree trunks and the building façade
10			Maintain existing levels between tree trunks and the building façade
11			Maintain existing levels between tree trunks and the building façade
12			Maintain existing levels between tree trunks and the building façade
13			Maintain existing levels between tree trunks and the building façade
14			Maintain existing levels between tree trunks and the building façade
15			Maintain existing levels between tree trunks and the building façade
16			Maintain existing levels between tree trunks and the building façade
17			Maintain existing levels between tree trunks and the building façade

The project arborist shall document compliance with the above condition.

E.6 Demolition & Excavation works within tree root zones

Demolition and excavation works within the following radius shall be done as per 10.8 Demolition Works within Tree Protection Zones, 10.9 Excavations within Tree Protection Works and 10.10 Alternative Construction Methods of the AIA prepared by Andrew Morton, dated 03/06/2024.

Council Ref No.	Species	Location	Radius from centre of trunk (metres)
1	<i>Melaleuca quinquenervia</i> (Broad-leaved Paperbark)	77-79 & 81 New South Head Road	6.0
2			8.0
3			5.0

4			2.5
5			3.0
6			3.0
7			3.0
8			6.0
9			5.0
10			3.0
11			2.0
12			3.0
13			3.0
14			3.0
15			3.0
16			3.0
17			3.0

Small hand tools such as mattocks or using compressed air or water jetting only shall be used. Roots with a diameter equal to or in excess of 50mm shall not be severed or damaged unless approved in writing by the project arborist.

Mechanical excavation is permitted beyond this radius when root pruning by hand along the perimeter line is completed. Exposed roots to be retained shall be covered with mulch or a geotextile fabric and kept in a moist condition and prevented from drying out.

All root pruning must be undertaken in accordance with the Australian Standard 4373 "Pruning of Amenity Trees" and carried out by a qualified Arborist (minimum qualification of Australian Qualification Framework Level 5 or recognised equivalent).

The project arborist shall document compliance with the above condition.

F. Conditions which must be satisfied prior to any occupation or use of the building (Part 6 of the Act and Part 8 Division 3 of the Regulation)

F.1 Occupation Certificate (section 6.9 of the Act)

A person must not commence occupation or use of the whole or any part of a new building (within the meaning of section 6.10 of the Act) unless an Occupation Certificate has been issued in relation to the building or part.

Note: New building includes an altered portion of, or an extension to, an existing building.

F.2 Certification of Electric Vehicle Charging System

Prior to the issue of any Occupation Certificate or occupation or use of part of the building, the Principal Contractor or Owner-builder must submit to the satisfaction of the Principal Certifier, certification by a suitably qualified person that the electric vehicle charger points and/or electric vehicle circuitry, has been installed in accordance with the construction certificate plans and specifications as required by Part C.

F.3 3D Digital Model

Prior to the issue of an Occupation Certificate an accurate “as built” 3D digital model of the building must be submitted to Council for use in the Woollahra 3D digital model.

A 3D digital model of the building must be generated at a scale of 1:1 with units of measurement in metres and include the following:

- a) a building envelope which includes all elements affecting shadow analysis,
- b) accurate placement of glazing, balconies, roof pitches, terraces, roof services and any other prominent external features, and
- c) a ground level terrain showing accurate RLs extending to site boundaries.

All models must be generated in accordance with Council’s guidelines for submitting 3D digital models outlined in “Attachment 9 - 3D Digital Model Requirements” of the DA guide.

Note: This model will update previous version(s) submitted at Development Application stage. Any future modifications under section 4.55 of the *Act* that affect the external configuration of the building (from the ground level and up), will require the submitted model to be amended.

F.4 Amenity Landscaping

The *owner* or *principal contractor* must install all approved amenity landscaping (screen planting, soil stabilisation planting, etc.) prior to any occupation or use of the site.

Note: This condition has been imposed to ensure that the environmental impacts of the development are mitigated by approved landscaping prior to any occupation of the development.

G. Conditions which must be satisfied prior to the issue of any Subdivision Certificate

H. Conditions which must be satisfied prior to the issue of the Occupation Certificate for the whole of the building

H.1 Fulfillment of BASIX Commitments – clause 44 of the Development Certification Regulation

All BASIX commitments must be effected in accordance with the BASIX Certificate No. 1356995M_2

Note: Section 44(2) of the *Development Certification Regulation 2021* provides: "The certifier must not issue an occupation certificate for the building unless the commitment has been fulfilled.

Maximum penalty (subsection (2))—

- (a) for a corporation—300 penalty units, or
- (b) for an individual—150 penalty units."

H.2 Removal of Ancillary Works and Structures

The Principal Contractor or Owner must remove from the land and any adjoining public place:

- a) the site sign,
- b) ablutions,
- c) hoarding,

- d) scaffolding, and
- e) waste materials, matter, article or thing.

Note: This condition has been imposed to ensure that all ancillary matter is removed prior to the issue of the Final Occupation Certificate.
Standard Condition: H12 (Autotext HH12)

H.3 Landscaping

The *principal contractor* or *owner* must provide to *PCA* a works-as-executed landscape plan and certification from a qualified landscape architect/designer, horticulturist and/or arborist as applicable to the effect that the works comply with this consent.

Note: This condition has been imposed to ensure that all Landscaping work is completed prior to the issue of the Final Occupation Certificate.

I. Conditions which must be satisfied during the ongoing use of the development

I.1 Maintenance of BASIX Commitments

All BASIX commitments must be maintained in accordance with the BASIX Certificate No. 1356995M_2.

Note: This condition affects successors in title with the intent that environmental sustainability measures must be maintained for the life of development under this consent.
Standard Condition: I24

I.2 Annual Fire Safety Statements (Class 1b to 9c buildings inclusive)

Each year, the owner of a building to which an *essential fire safety measure* is applicable must provide an *annual fire safety statement* to *Council* and the Commissioner of the NSW Fire Brigades. The *annual fire safety statement* must be prominently displayed in the building.

Note: *Essential fire safety measure* has the same meaning as in schedule 2 of the *Development Certification Regulation*.

Annual fire safety statement has the same meaning as in clause 88 of the *Development Certification Regulation*.

Part 12 of the *Development Certification Regulation* applies in addition to this condition at the date of this consent. Visit Council's web site for additional information in relation to fire safety www.woollahra.nsw.gov.au.

I.3 Outdoor Lighting – Residential

Outdoor lighting must comply with AS/NZS 4282:2019: *Control of the obtrusive effects of outdoor lighting*. The maximum luminous intensity from each luminaire and threshold limits must not exceed the level 1 control relevant under tables in AS/NZS 4282:2019.

Note: This condition has been imposed to protect the amenity of neighbours and limit the obtrusive effects of outdoor lighting in public places.

Note: This condition has been imposed to control the obtrusive effects of outdoor lighting.

I.4 Noise Control

The use of the premises must not give rise to the transmission of *offensive noise* to any place of different occupancy. *Offensive noise* is defined in the *Protection of the Environment Operations Act 1997*.

Note: This condition has been imposed to protect the amenity of the neighbourhood.

Note: Council will generally enforce this condition in accordance with the *Noise Guide for Local Government* (www.epa.nsw.gov.au/your-environment/noise/regulating-noise/noise-guide-local-government) and the *NSW Industrial Noise Policy* (www.epa.nsw.gov.au/your-environment/noise/industrial-noise) published by the NSW Environment Protection Authority. Other State Government authorities also regulate the *Protection of the Environment Operations Act 1997*.

Useful links:

Community Justice Centres—free mediation service provided by the NSW Government www.cjc.nsw.gov.au.

NSW Environment Protection Authority— see “noise” section www.environment.nsw.gov.au/noise.

NSW Government legislation- access to all NSW legislation, including the *Protection of the Environment Operations Act 1997* and the *Protection of the Environment Noise Control Regulation 2017* is available at www.legislation.nsw.gov.au.

Australian Acoustical Society—professional society of noise related professionals www.acoustics.asn.au.

Association of Australian Acoustical Consultants—professional society of noise related professionals www.aaac.org.au.

Liquor and Gaming NSW—www.liquorandgaming.nsw.gov.au.

I.5 Noise from Mechanical Plant and Equipment

The noise level measured at any boundary of the site at any time while the mechanical plant and equipment is operating must not exceed the *background noise level*. Where noise sensitive receivers are located within the site, the noise level is measured from the nearest strata, stratum or community title land and must not exceed *background noise level* at any time.

The *background noise level* is the underlying level present in the ambient noise, excluding the subject noise source, when extraneous noise is removed. For assessment purposes the background noise level is the $L_{A90, 15 \text{ minute}}$ level measured by a sound level meter.

Note: This condition has been imposed to protect the amenity of the neighbourhood.

Note: Words in this condition have the same meaning as in the *Noise Policy for Industry* (2017) [www.epa.nsw.gov.au/your-environment/noise/industrial-noise/noise-policy-for-industry-\(2017\)](http://www.epa.nsw.gov.au/your-environment/noise/industrial-noise/noise-policy-for-industry-(2017)) and *Noise Guide for Local Government* (2013) www.epa.nsw.gov.au/your-environment/noise/regulating-noise/noise-guide-local-government

I.6 Noise Control

The use of the premises must not give rise to the transmission of *offensive noise* to any place of different occupancy. *Offensive noise* is defined in the *Protection of the Environment Operations Act 1997*.

This condition has been imposed to protect the amenity of the neighbourhood.

Note: Council will generally enforce this condition in accordance with the *Noise Guide for Local Government* (<http://www.environment.nsw.gov.au/noise/nglg.htm>) and the *Industrial Noise Guidelines* (<http://www.environment.nsw.gov.au/noise/industrial.htm>) published by

the Department of Environment and Conservation. Other state government authorities also regulate the *Protection of the Environment Operations Act 1997*.

Useful links:

Community Justice Centres—free mediation service provided by the NSW Government (www.cjc.nsw.gov.au).

Department of Environment and Conservation NSW, Noise Policy Section web page (www.environment.nsw.gov.au/noise).

New South Wales Government Legislation home page for access to all NSW legislation, including the *Protection of the Environment Operations Act 1997* and the *Protection of the Environment Noise Control Regulation 2000* (www.legislation.nsw.gov.au).

Australian Acoustical Society—professional society of noise-related professionals (www.acoustics.asn.au/index.php).

Association of Australian Acoustical Consultants—professional society of noise related professionals (www.aaac.org.au).

Department of Gaming and Racing - (www.dgr.nsw.gov.au).

I.7 Provision of Off-street Public and Visitor Parking

The owner and occupier, in compliance with AS 2890.1:2004 *Parking facilities - Off-street car parking*, must maintain unimpeded public access to off-street parking as follows:

Use	Number of spaces
Car Parking	4 residential (including 1 for visitors)
	3 retail (including 1 accessible parking)
Bicycle Parking	3 residential
	3 retail
Motorbike Parking	1

This condition has been imposed to ensure adequate on-site parking is maintained.

I.8 Parking Permits (Special Condition)

Future tenants and residents of the proposed development will not be eligible for resident or visitor parking permits.

J. Miscellaneous Conditions

K. Advisings

K.1 Criminal Offences – Breach of Development Consent and Environmental Laws

Failure to comply with this development consent and any condition of this consent is a **criminal offence**. Failure to comply with other environmental laws is also a criminal offence.

Where there is any breach Council may without any further warning:

- Issue Penalty Infringement Notices (On-the-spot fines);
- Issue notices and orders;
- Prosecute any person breaching this consent; and/or
- Seek injunctions/orders before the courts to restrain and remedy any breach.

Warnings as to potential maximum penalties

Maximum penalties under NSW environmental laws include fines up to \$1 Million for an individual and/or custodial sentences for serious offences.

Warning as to enforcement and legal costs

Should Council have to take any action to enforced compliance with this consent or other environmental laws Council's policy is to seek from the Court appropriate orders requiring the payments of its costs beyond any penalty or remedy the Court may order. This consent and this specific advice will be tendered to the Court when seeking costs orders from the Court where Council is successful in any necessary enforcement action.

Note: The payment of environmental penalty infringement notices does not result in any criminal offence being recorded. If a penalty infringement notice is challenged in Court and the person is found guilty of the offence by the Court, subject to section 10 of *the Crimes (Sentencing Procedure) Act 1999*, a criminal conviction is recorded. The effect of a criminal conviction beyond any fine is serious.

K.2 Dial Before You Dig



The Principal Contractor, Owner-builder or any person digging may be held financially responsible by the asset owner should they damage underground pipe or cable networks. Minimise your risk and dial 1100 Before You Dig or visit www.1100.com.au

When you contact Dial Before You Dig you will be sent details of all Dial Before You Dig members who have underground assets in the vicinity of your proposed excavation.

K.3 Builder's Licences and Owner-builders Permits

Section 6.6(2)(d) of the *Act* requires among other matters that the person having the benefit of the development consent, if not carrying out the work as an **owner-builder**, must appoint a Principal Contractor for residential building work who must be the holder of a contractor licence.

The Owner(s) must appoint the Principal Certifier. The Principal Certifier must check that the required insurances are in place before the commencement of building work. The Principal Contractor (builder) must provide the Owners with a certificate of insurance evidencing the contract of insurance under the *Home Building Act 1989* for the residential building work.

Note: For more information go to the NSW Fair Trading website www.fairtrading.nsw.gov.au/housing-and-property/building-and-renovating

K.4 Building Standards - Guide to Standards and Tolerances

The Principal Certifier does not undertake detailed quality control inspections and the role of the Principal Certifier is primarily to ensure that the development proceeds in accordance with this consent, Construction Certificates and that the development is fit

for occupation in accordance with its classification under the Building Code of Australia.

Critical Stage Inspections do not provide the level of supervision required to ensure that the minimum standards and tolerances specified by the “NSW Guide to Standards and Tolerances 2017” are achieved.

The quality of any development is a function of the quality of the Principal Contractor’s or Owner-builder’s supervision of individual contractors and trades on a daily basis during the development. The Principal Certifier does not undertake this role.

Council, as the Principal Certifier or otherwise, does not adjudicate building contract disputes between the Principal Contractor, contractors and the Owner.

Note: For more information on the *NSW Guide to Standards and Tolerances* go to the NSW Fair Trading website www.fairtrading.nsw.gov.au/housing-and-property/building-and-renovating/after-you-build-or-renovate/guide-to-standards-and-tolerances or call 133 220.

K.5 SafeWork NSW Requirements

The *Work Health and Safety Act 2011* and subordinate regulations, codes of practice and guidelines control and regulate the development industry.

Note: For more information go to the SafeWork NSW website www.safework.nsw.gov.au or call 131 050.

K.6 Asbestos Removal, Repair or Disturbance

Anyone who removes, repairs or disturbs bonded or a friable asbestos material must hold a current removal licence from SafeWork NSW.

Before starting work, a work site-specific permit approving each asbestos project must be obtained from SafeWork NSW. A permit will not be granted without a current SafeWork licence.

All removal, repair or disturbance of or to asbestos material must comply with:

- a) *Work Health and Safety Act 2011*,
- b) *Work Health and Safety Regulation 2017*,
- c) SafeWork NSW “Code of Practice: How to Safely Remove Asbestos” (2016), and
- d) SafeWork NSW “Code of Practice: How to Manage and Control Asbestos in the Workplace” (2016).

Note: For more information go to the SafeWork NSW website on asbestos www.safework.nsw.gov.au/health-and-safety/safety-topics-a-z/asbestos, and www.safework.nsw.gov.au/law-and-policy/legislation-and-codes/codes-of-practice or call 131 050.

K.7 Lead Paint

It is beyond the scope of this consent to provide detailed information about dealing with lead paint. Painters working in an area containing lead-based paint should refer to

Australian Standard AS 4361.1–1995: *Guide to Lead Paint Management—Industrial Applications*, or AS 4361.2–1998: *Guide to Lead Paint Management—Residential and Commercial Buildings*.

Industrial paints may contain lead. Lead is used in some specialised sign-writing and artist paints, and road marking paints, and anti-corrosive paints. Lead was a major ingredient in commercial and residential paints from the late 1800s to 1970. Most Australian commercial buildings and residential homes built before 1970 contain lead paint. These paints were used both inside and outside buildings.

Lead particles are released when old lead paint flakes and peels and collects as dust in ceiling, wall and floor voids. If dust is generated it must be contained. If runoff contains lead particles it must be contained. Lead is extremely hazardous, and stripping of lead-based paint and the disposal of contaminated waste must be carried out with all care. Lead is a cumulative poison and even small levels in the body can have severe effects.

K.8 Dividing Fences

The erection of dividing fences under this consent does not affect the provisions of the *Dividing Fences Act 1991*. Council does not adjudicate civil disputes relating to the provision of, or payment for, the erection of dividing fences.

Note: Further information can be obtained from the NSW Civil and Administrative Tribunal www.ncat.nsw.gov.au/Pages/cc/Divisions/dividing_fences.aspx

Note: Community Justice Centres provide a free mediation service to the community to help people resolve a wide range of disputes, including dividing fences matters. Their service is free, confidential, voluntary, timely and easy to use. Mediation sessions are conducted by two impartial, trained mediators who help people work together to reach an agreement. Around 75% of mediations result in an agreement being reached. Mediation sessions can be arranged at convenient times during the day, evening or weekends. To contact the Community Justice Centres go to www.cjc.nsw.gov.au or call 1800 990 777.

K.9 Release of Security

An application must be made to Council by the person who paid the security for release of the securities held under section 4.17 of the *Act*.

The securities will not be released until a Final Occupation Certificate has been lodged with Council, Council has inspected the site and Council is satisfied that the public works have been carried out to Council's requirements. Council may use part or all of the security to complete the works to its satisfaction if the works do not meet Council's requirements.

Council will only release the security upon being satisfied that all damage or all works, the purpose for which the security has been held have been remedied or completed to Council's satisfaction as the case may be.

Council may retain a portion of the security to remedy any defects in any such public work that arise within 6 months after the work is completed.

Upon completion of each section of road, drainage and landscape work to Council's satisfaction, 90% of the bond monies held by Council for these works will be released upon application. 10% may be retained by Council for a further 6 month period and

may be used by Council to repair or rectify any defects or temporary works during the 6 month period.

Note: The Refund of Security Bond Application form can be downloaded from www.woollahra.nsw.gov.au

K.10 Recycling of Demolition and Building Material

It is estimated that building waste, including disposable materials, resulting from demolition, excavation, construction and renovation, accounts for almost 70% of landfill. Such waste is also a problem in the generation of dust and the pollution of stormwater. Council encourages the recycling of demolition and building materials.

K.11 Pruning or Removing a Tree Growing on Private Property

The provisions of Chapter 2 - State Environmental Planning Policy (Biodiversity and Conservation) 2021 and the Woollahra Development Control Plan 2015 (DCP), Chapter E3 –Tree Management, may require that an application be made to Council prior to pruning or removing any tree. The aim is to secure the amenity of trees and preserve the existing landscape within our urban environment.

Before you prune or remove a tree, make sure you read all relevant conditions. You can obtain a copy of the Woollahra DCP from Council's website www.woollahra.nsw.gov.au or call Council on 9391 7000 for further advice.